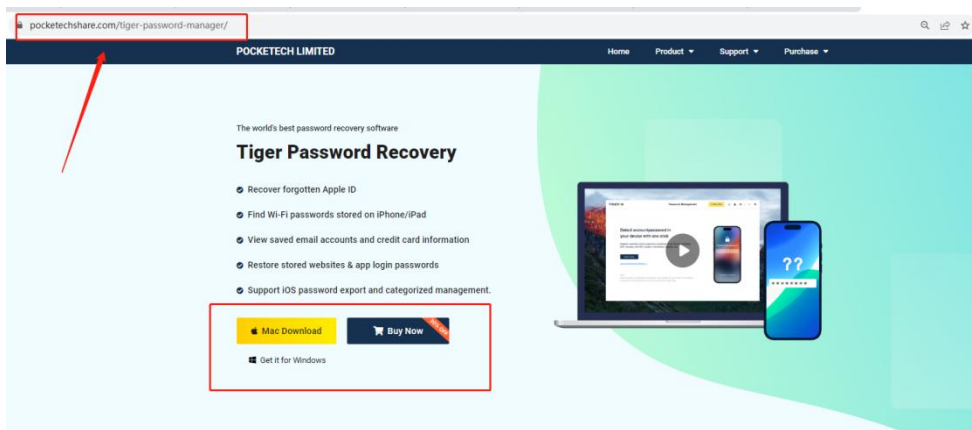


How to Recover Password

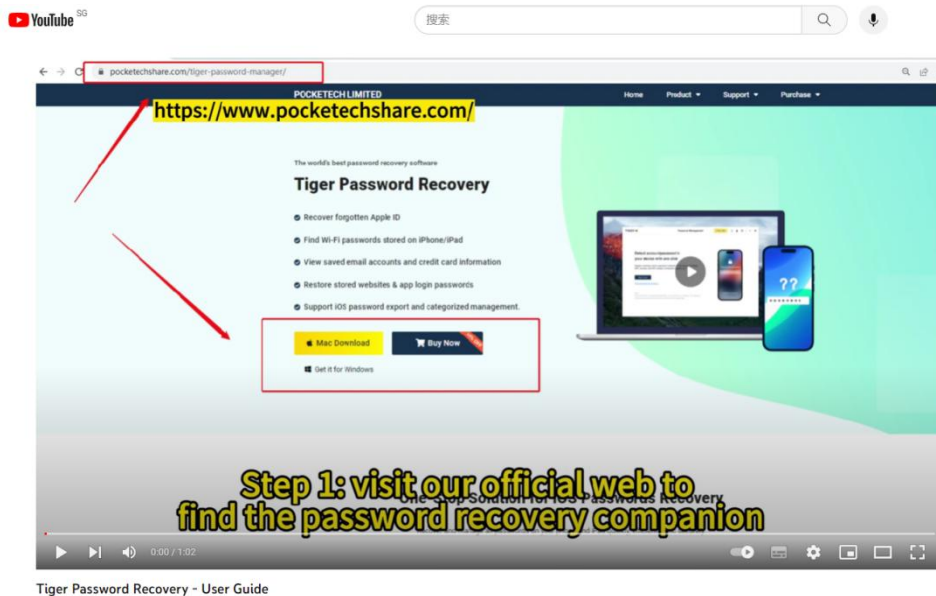
1. Get desktop companion

Open <https://www.pocketechshare.com/tiger-password-manager/> with a browser on your computer, to get it!



2. Watch the video tutorial

Open <https://youtu.be/LH6sUNPmnf8> to watch the video and follow the steps!



3. Here are some common problems about password recovery.

A. About preparation

1) Do I have to use a computer?

Yes, mobile phone data must be exported using a computer, and mobile phone data needs to be backed up to a computer for scanning and parsing.

2) Are there any requirements for the data cable?

The data cables on the market are basically available, and the original data cables are the best. Tips: Being able to charge is not the only indicator of normal data cable. Some old data cables can be charged, but there may be no data transmission function, if your phone has not been connected to the computer, you can try to change a data cable.

3) Are there any requirements for computers?

With no special requirements, we support Windows and macOS.

B. About connecting

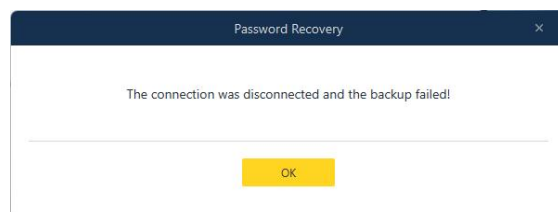
1) What should I do if my phone can't connect to the computer?

Restart your computer, turn it back on or reinstall the software to try. Or try plugging and unplugging your phone multiple times.

C. About backing up data

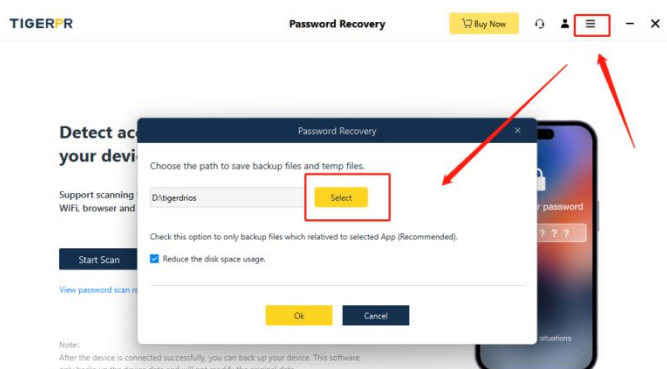
1) The software prompts "The connection was disconnected and the backup failed!", what should I do?

Just restart the backup.



2) What should I do if it reports an error that says "not enough space"?

The software has automatically selected the disk with the most space for you, please click the "gear" icon in the upper right corner to view the location of the backup file and cache file, and clear the space of the corresponding disk. If you're running out of space, you can choose an external USB flash drive or hard disk.



3) **What should I do if it says that my phone is busy and can't connect?**

Wait about 10 minutes before trying again, if you don't want to wait to restart your phone, and reconnect.

4) **I encounter other problems and cannot successfully back up, how to deal with it?**

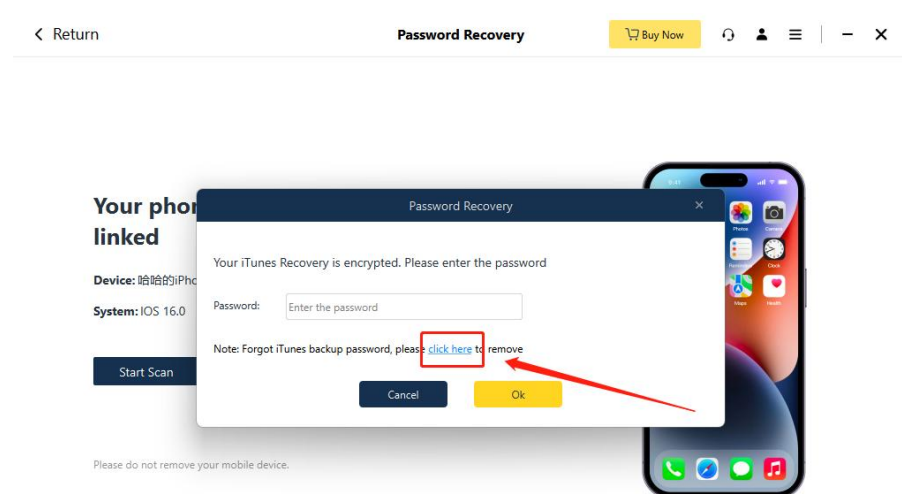
Restart your PC and reconnect your phone.

5) **I don't know the iTunes backup password, how to deal with it?**

If you have never set an iTunes backup password, you only need to enter a new password to continue to the next step.

If you forgot iTunes backup password, you can choose to remove it. After remove the backup password, you need to set a new password to continue to the next step.

Note: Removing iTunes backup password won't affect your user data or passwords, but it will reset settings like display brightness, Home Screen layout, and wallpaper.



D. Others

1) **Why some of the passwords is not being scanned out?**

Only passwords that have been saved and used by your phone will be scanned out.