

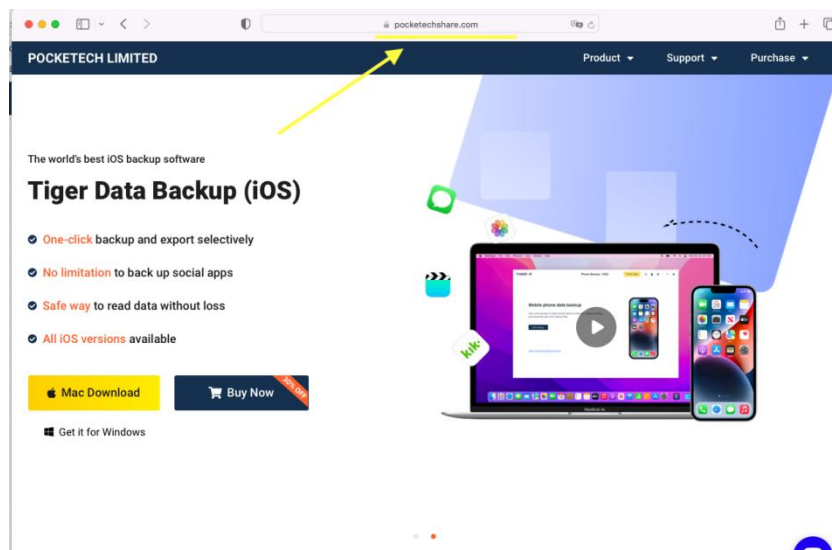
How to backup data

1. Get desktop companion

Open pocketechshare.com with a browser on your computer, to get it!

Or get it from this landing page:

<https://www.pocketechshare.com/tiger-data-backup/>



Video tutorial:

<https://youtu.be/5DSGK4o4bpU>

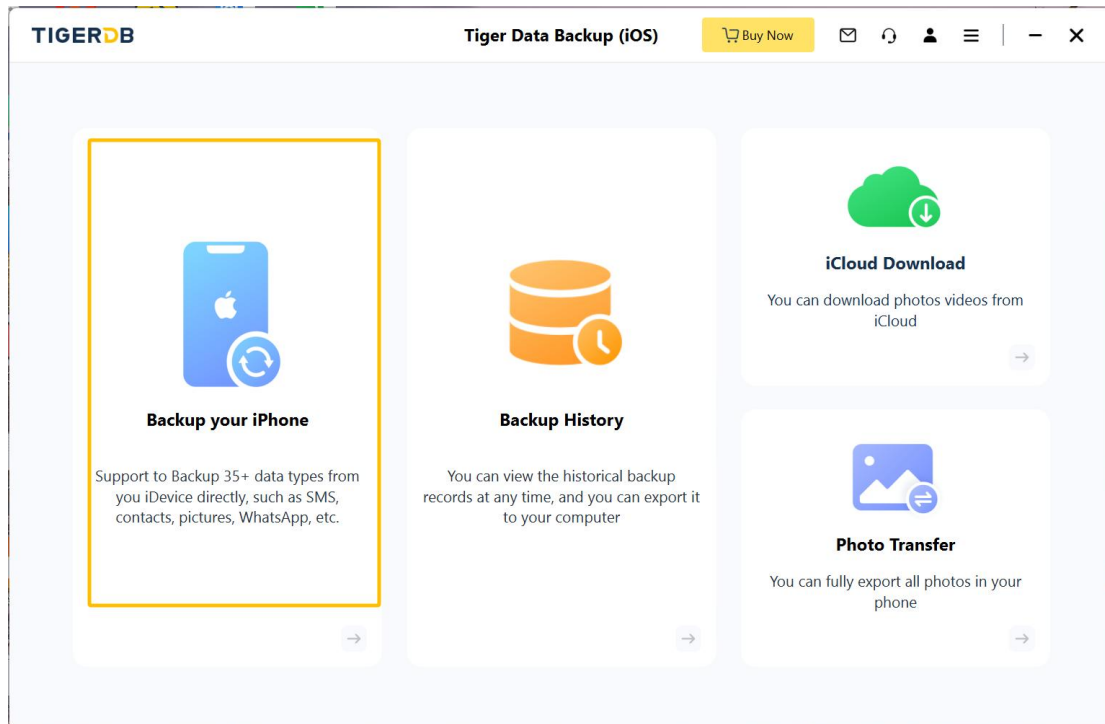
2. Start to backup data

Install the software based on the system of your computer, then open the software and start to backup the data.

The world's best iOS backup software

Tiger Data Backup (iOS)

- ✓ One-click backup and export selectively
- ✓ No limitation to back up social apps
- ✓ Safe way to read data without loss
- ✓ All iOS versions available



3. Start the backup process

< Return

Tiger Data Backup (iOS)

Buy Now

Select the type of data to back up:

Select all

☒

SMS

☒

WhatsApp

☒

Photos

☒

Call History

☒

WeChat

☒

App Photos

☒

Call Contacts

☒

LINE

☒

App Videos

☒

Notes

☒

Viboer

☒

Voice Memos

☒

QQ

☒

Safari History

☒

Kik

☒

Calendar & Reminders

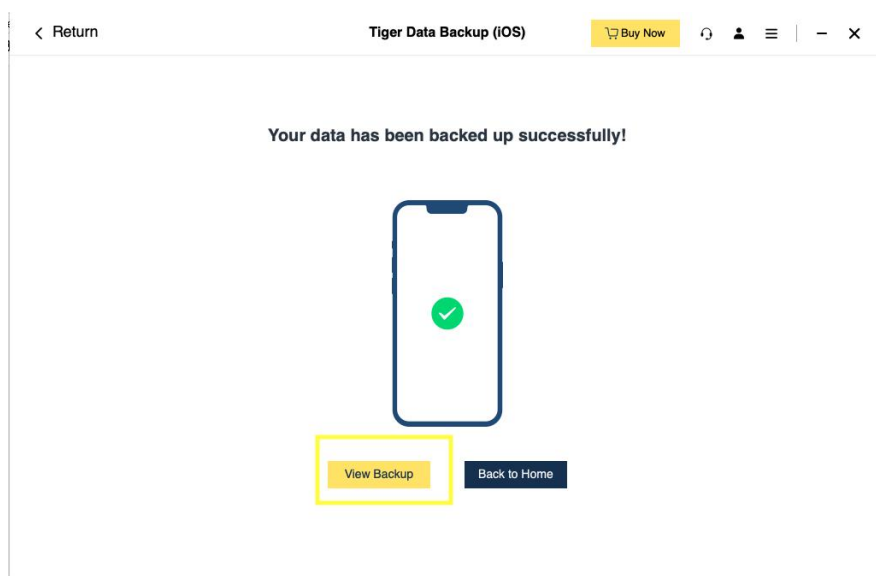
☒

Safari Bookmarks

Backup Path: /Users/chenss/tigendrios

Select

Scanning



< Return

Tiger Data Backup (iOS)

Buy Now

Backup History

+ Create New Backup

Names	Devices Details	Time	Size	More
y的iPhone	iPhone 6s Plus	2023/05/15 15:42:36	141.94 MB	<div>View</div>
y的iPhone	iPhone 6s Plus	2023/04/07 09:45:09	5.94 MB	<div>View</div>

If there are no backup files in the list, you can manually add files from other paths. [Choose path >>](#)

4. Here are some common problems about data recovery.

A. About preparation

1) Do I have to use a computer?

Yes, mobile phone data must be recovered using a computer, and mobile phone data needs to be backed up to a computer for scanning and parsing.

2) Are there any requirements for the data cable?

The data cables on the market are basically available, and the original data cables are the best. Tips: Being able to charge is not the only indicator of normal data cable. Some old data cables can be charged, but there may be no data transmission function, if your phone has not been connected to the computer, you can try to change a data cable.

3) Are there any requirements for computers?

With no special requirements, we support Windows and macOS.